


MITRE SAWS



Broset Precision Stop Block

Ideal for cutting multiple pieces to the same size, Broset also eliminates marking and adjusting the workpiece to the

saw blade when cutting single pieces. Designed for use with self-stick measuring tape (optional) and features micro-adjustable stops and two magnified hairline cursors for left and right of the blade operation. Works with fences from 1 1/2" to 2" wide, and a minimum of 2 1/4" in height.

W1109 Broset Precision Stop Block

W1205 6' Left Reading Tape

(Self-adhesive)

(Measures from right to left)

W1206 6" Right Reading Tape

(Self-adhesive)

(Measures from left to right)

Makita 12" Dual Slide Compound Mitre Saw

Award winning saw with large capacity electronic speed control for smooth starts and steady cutting, dual rails with dual linear ball bearings for smooth and accurate cutting, precision bevel cutting up to 45° both left and right, mitres up to 60° right with positive stops at 15°, 22.5°, 30°, 45° right or left and 0° (90° cuts), low noise (only 84 dB) for quiet operation.

Specifications

- Blade diameter: 12"
- Arbor: 1"
- Max. cutting capacities (Bevel/Mitre) 90°/90° 3 7/8" x 12 1/4"
- 45°/45° 2 3/16" x 8 5/8"
- No load speed: 3,200 rpm
- AMPS (115V): 15.0
- Overall dimensions (L x W x H): 31 1/2" x 23 1/4" x 27 1/4"
- Net weight: 48.5 lbs.
- Shipping weight: 50.0 lbs


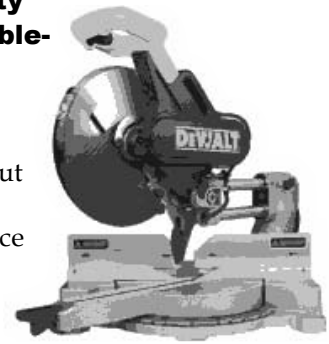
Model LS1212 includes: Carbide tipped blade (A-91182), Vertical vise (122540-9), Socket wrench #13 (782212-4), Dust bag (122523-9) Triangular rule (762001-3).

DeWalt Heavy-Duty 12" (305mm) Double-Bevel Sliding Compound Mitre Saw

This unit has a crosscut capacity of 12" at 90° and an extra-high fence to cut molding up to 5-1/4" standing vertically. Tall sliding fences easily

slide out of the way for bevel cuts. Mitres 50° to the left and 60° to the right for increase capacity for all work site application. It bevels 45° left and right, with the ability to bevel to 48°, allowing the user to flip the saw, not the work, saving time and increasing productivity. Easy to read stainless-steel mitre scale has 11 positive stops for quick actuation of most common angle settings. Includes carbide blade and blade wrench

DW708 Heavy Duty 12" Double Bevel Sliding Compound Mitre Saw



Shown with optional extension wings and holder